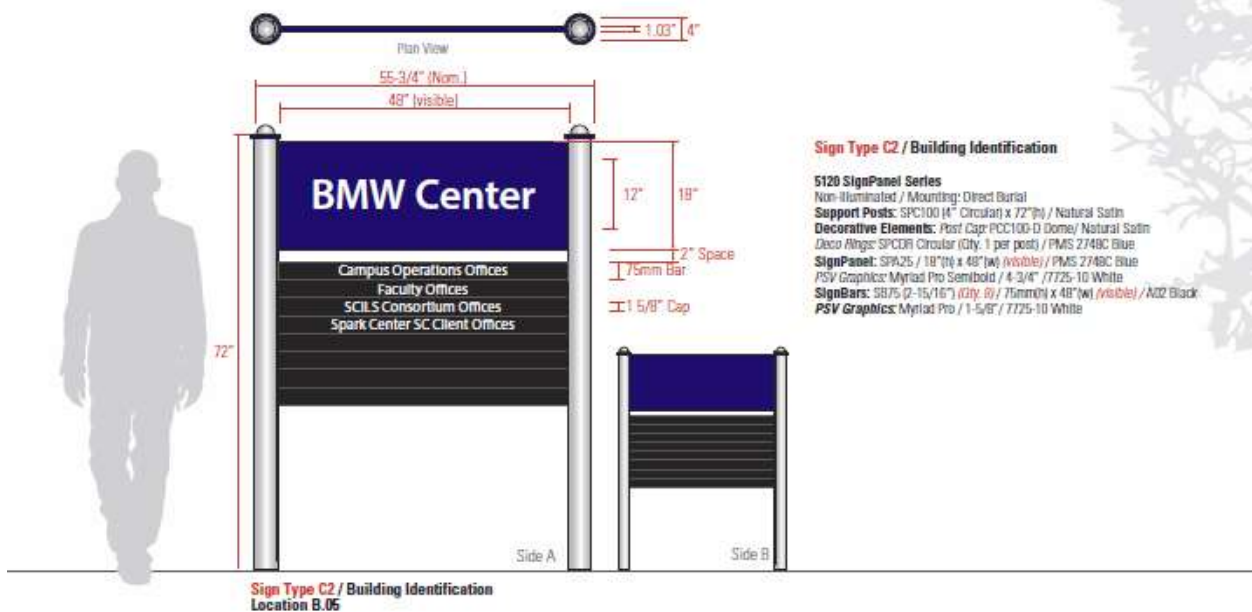


Enterprise Campus Authority – Wayfinder Signage Project, Phase 2



Sign Type C2 / Building Identification
Location B.05 (Side A)





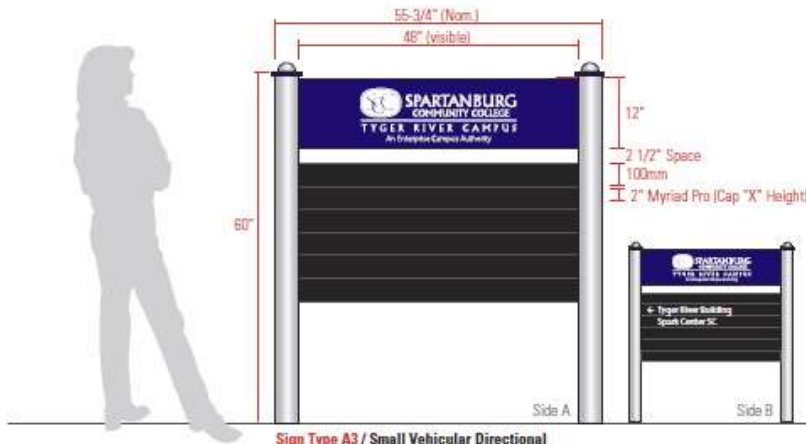
Sign Type B1 / Parking Lot ID
Location P.12 (Side A)



Sign Type B1 / Parking Lot ID
Location P.12



Sign Type A3 / Small Vehicular Directional
Location V.01 (Side B)



Sign Type A3 / Small Vehicular Directional
Location V.01

Sign Type A3 / Small Vehicular Directional

5120 SignBar Series

Non-Illuminated / Mounting: Direct Burial
Support Posts: SPC100 (4" Circular x 60" H) / Natural Satin
Decorative Elements: Post Cap: PCC100-D Dome / Natural Satin
 Deco Rings: SPCOR Circular (Qty. 1 per post) / PMS 2748C Blue
SignBars:
 SRA (9-7/8" / 12" H) x 48" W / *Visible* PMS 2748C Blue
 Printed Graphics: Logo LTRB (Spartanburg/Tyger River) / 9-3/8" / AD1 White
 SB100 (3-15/16" / 2 1/2" H / 100mm) x 48" W / *Visible* / AG2 Black
PSV Graphics: Myriad Pro / 2" / 7725-10 White
 Arrow: A120V 2-1/4" / 7725-10 White / Format: LC, LM - 2"

V.01.01



Sign Type A3 / Small Vehicular Directional
Location V.02 (Side A)



Sign Type A3 / Small Vehicular Directional
Location V.02 (Side B)



Sign Type A3 / Small Vehicular Directional
Location V.02



Sign Type A3 / Small Vehicular Directional
Location V.03 (Side B)



Sign Type A3 / Small Vehicular Directional
Location V.03



Sign Type A3 / Small Vehicular Directional
Location V.04 (Side B)



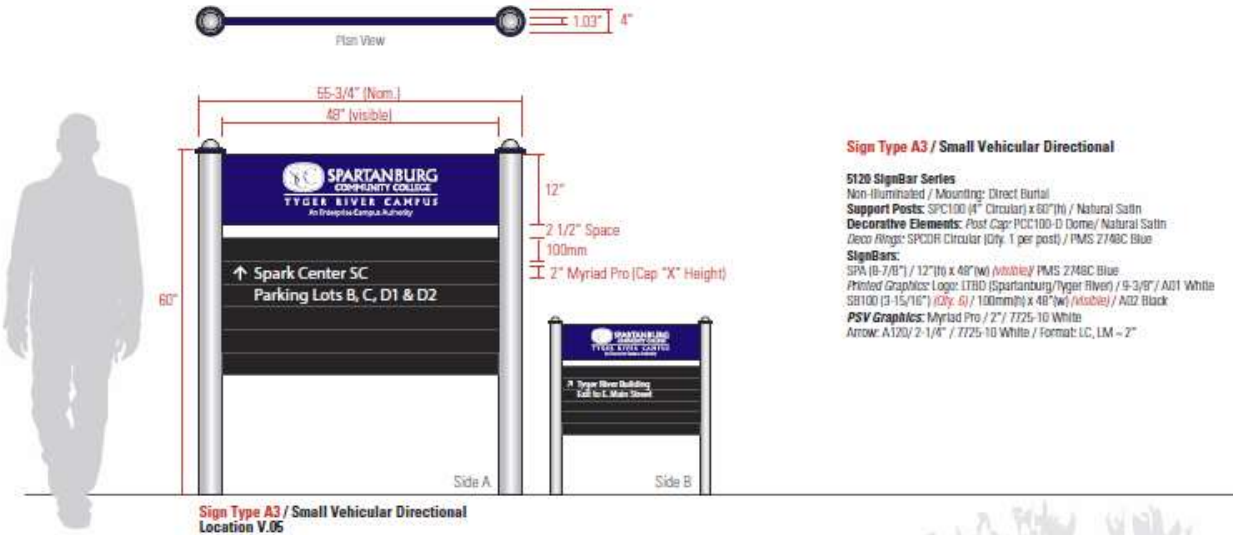
Sign Type A3 / Small Vehicular Directional
Location V.04



Sign Type A3 / Small Vehicular Directional
Location V.05 (Side A)



Sign Type A3 / Small Vehicular Directional
Location V.05 (Side B)



Sign Type A3 / Small Vehicular Directional

5120 SignBar Series
 Non-Illuminated / Mounting: Direct Bural
Support Posts: SPC100 (4" Circular) x 60" (H) / Natural Satin
Decorative Elements: Post Cap: PCC100-D Dome / Natural Satin
 Zeco Rings: SPCDR Circular (Qty. 1 per post) / PMS 2798C Blue
SignBars:
 SPA (8-7/8") / 12" (H) x 48" (W) (Visible) / PMS 2798C Blue
 Printed Graphics: Logo: LTBD (Spartanburg/Tyger River) / 9-3/8" / A01 White
 SB100 (3-15/16") (Qty. 6) / 100mm (H) x 48" (W) (Visible) / A02 Black
PSV Graphics: Myriad Pro / 2" / 7725-10 White
 Arrow: A120 / 2-1/8" / 7725-10 White / Format: LC, LM - 2"



Sign Type A3 / Small Vehicular Directional
Location V.06 (Side B)

Sign Type A3 / Small Vehicular Directional

5120 SignBar Series

Non-Illuminated / Mounting: Direct Burial

Support Posts: SPC100 (4" Circular) x 60" (H) / Natural Satin

Decorative Elements: Post Cap: PCC100-D Dome / Natural Satin

Deco Rings: SPCDR Circular (Qty: 1 per post) / PMS 2748C Blue

SignBars:

SVA (9-7/8") / 12" (H) x 48" (W) / *(Visible)* / PMS 2748C Blue

Printed Graphics: Logo: LTBD (Spartanburg/Tyger River) / 9-3/8" / A01 White

SB100 (3-15/16") / *(Qty: 6)* / 100mm (H) x 48" (W) / *(Visible)* / A02 Black

PSV Graphics: Myriad Pro / 2" / 7725-10 White

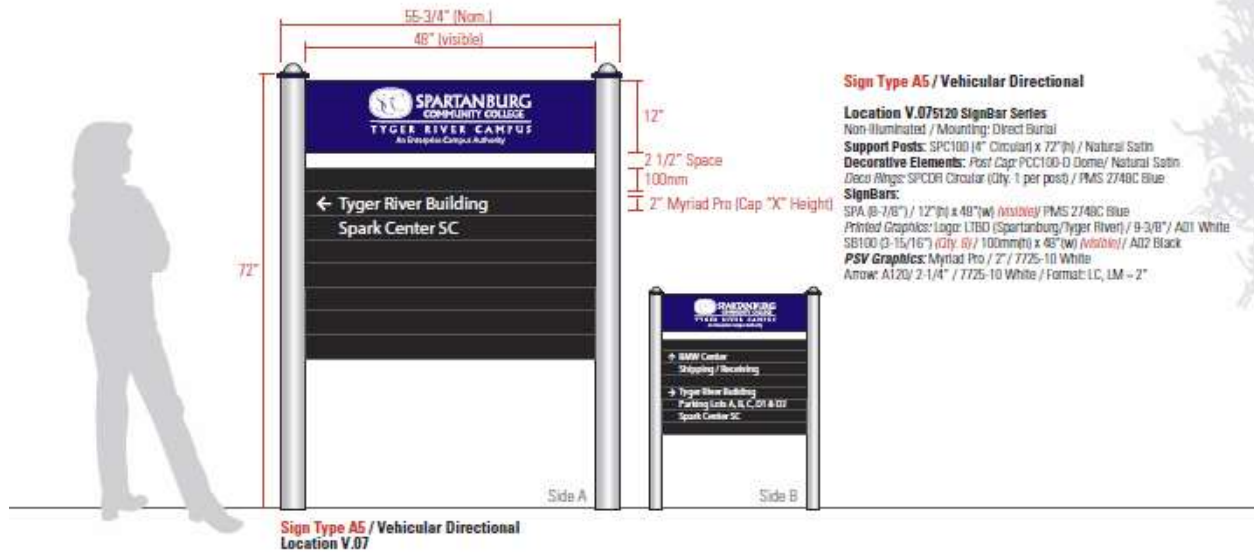
Arrow: A120 / 2-1/4" / 7725-10 White / Format: LC, LM - 2"



Sign Type A3 / Small Vehicular Directional
Location V.06



Sign Type A5 / Vehicular Directional
Location V.07 (Side B)



Sign Type A5 / Vehicular Directional

Location V.075120 SignBar Series

Non-Illuminated / Mounting: Direct Burial

Support Posts: SPC100 1/4" Circular x 72" (H) / Natural Satin

Decorative Elements: Post Cap: PCC100-D Dome / Natural Satin

Deco Rings: SPCDR Circular (Qty. 1 per post) / PMS 2748C Blue

SignBars:

SPA (8-7/8") / 12" (H) x 48" (W) (Visible) PMS 2748C Blue

Printed Graphics: Logo: LTBD (Spartanburg/Tyger River) / 9-3/8" / A01 White

SB100 (3-15/16") (Qty. 6) / 100mm (H) x 48" (W) (Visible) / A02 Black

PSV Graphics: Myriad Pro / 2" / 7725-10 White

Arrow: A120/ 2-1/4" / 7725-10 White / Format: LC, LM - 2"

Sign Type A5 / Vehicular Directional
Location V.07



Sign Type A4 / Vehicular Directional
Location V.11 (Side B)



Sign Type A4 / Vehicular Directional
Location V.11