

This drawing is the property of Matrix Engineering, Inc., and is not to be reproduced or copied in whole or in part. It is only to be used for the project and site specifically identified herein and is not to be used on any other project. It is to be returned upon request.

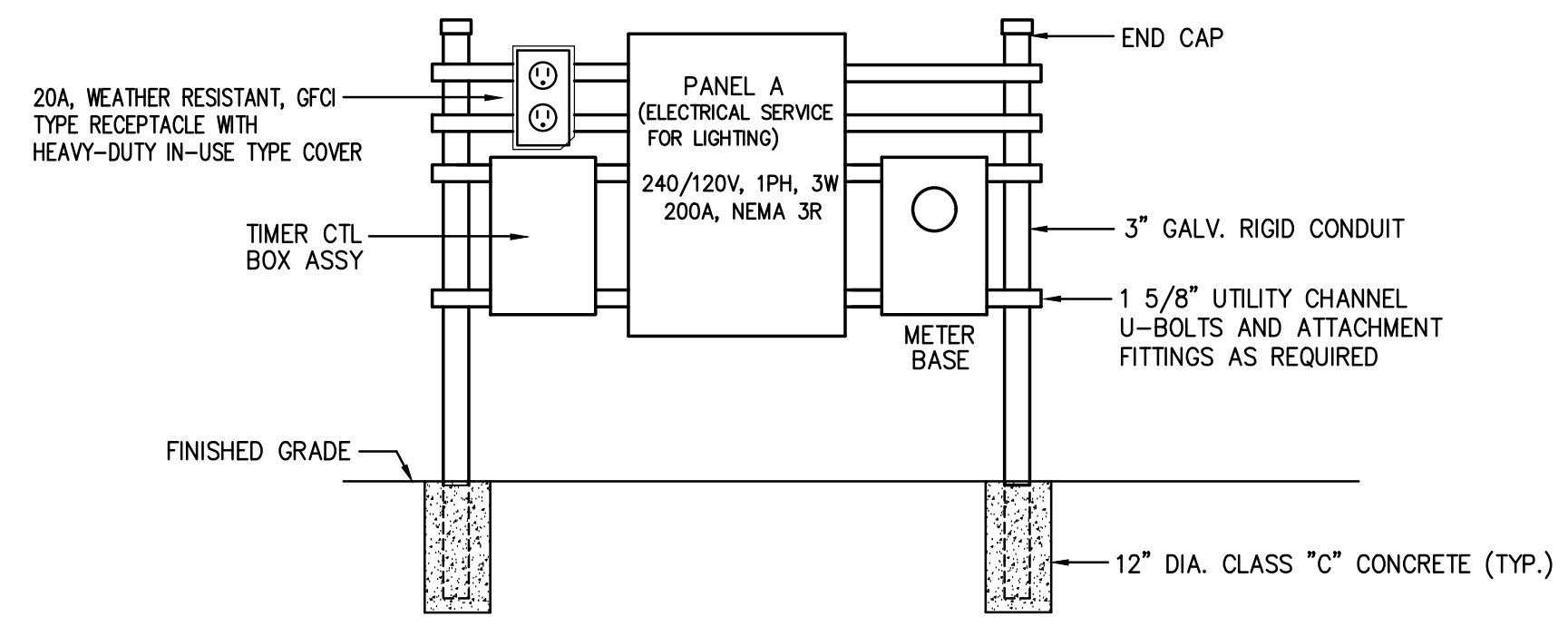
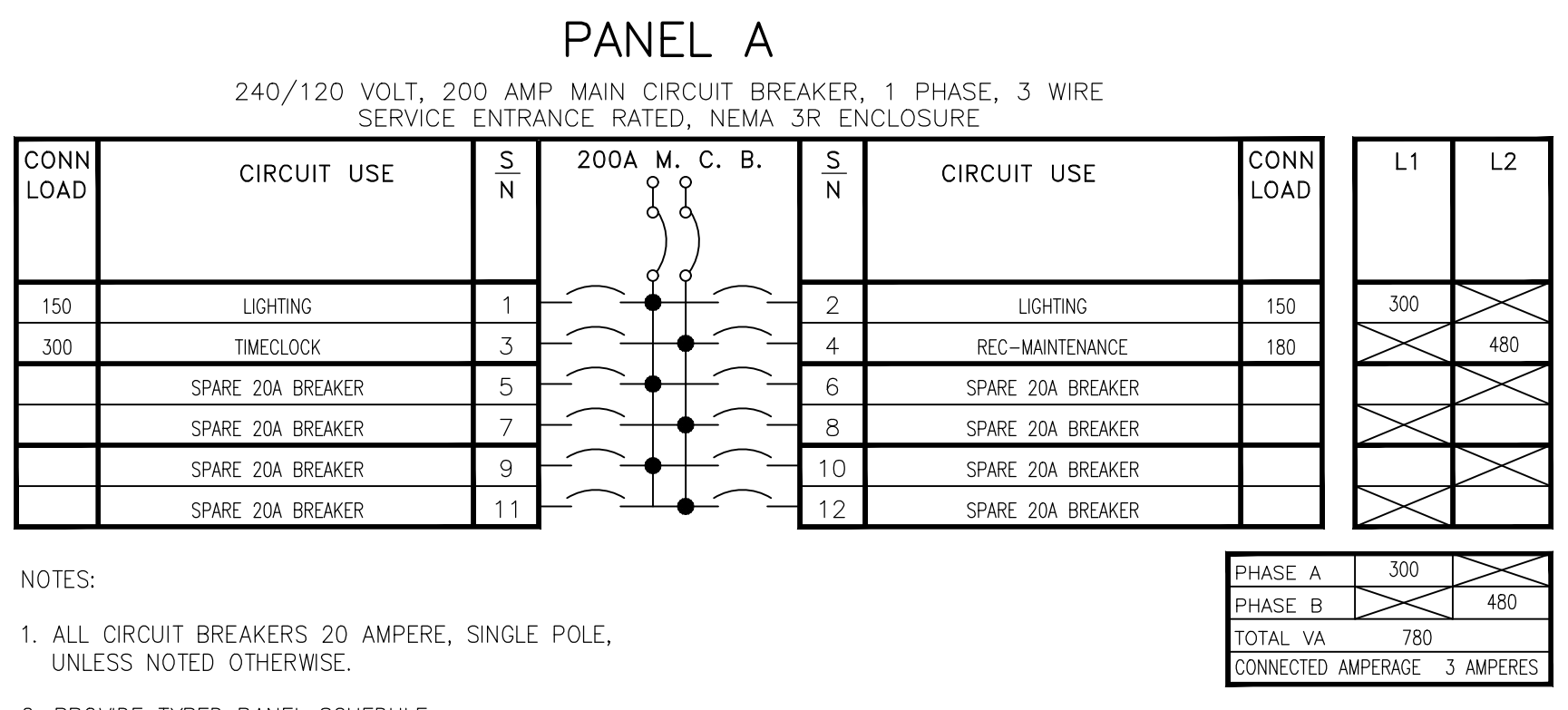
POWER LEGEND	
	DUPLEX CONVENIENCE OUTLET, 120V, NEMA 5-20R, 18" A.F.F. UNLESS NOTED OTHERWISE.
	ADJACENT TO RECEPTACLE DENOTES GROUND FAULT INTERRUPTER OUTLET, (FEED THRU TYPE).
	ADJACENT TO RECEPTACLE INDICATES WEATHERPROOF IN USE TYPE COVER.
	ADJACENT TO RECEPTACLE INDICATES WEATHER RESISTANT RECEPTACLE.
	JUNCTION BOX WITH BLANK COVER FOR FUTURE CONNECTION.
	LIGHTING OR RECEPTACLE PANEL BOARD.
	30A/3P NEMA 1 DISCONNECT SWITCH/NO. POLES
	30A/F/3P/3R FUSED DISCONNECT SWITCH/ FUSES/NO. POLES/NEMA 3R
	FWE DISCONNECT SWITCH. FURNISHED WITH EQUIPMENT
	B-25 "HOME-RUN" TO PANEL BOARD.
	UNDER FLOOR CONDUIT.
	CONDUIT CONCEALED ABOVE THE CEILING, IN THE WALL.
	CONDUIT TURNING UP THRU CEILING OR ROOF.
	CONDUIT TURNING UP THRU FLOOR OR TERMINATING AT EQUIPMENT.

- ### GENERAL NOTES
- ALL ELECTRICAL WORK SHALL BE EXECUTED IN ACCORDANCE WITH THE 2014 VERSION OF THE NATIONAL ELECTRICAL CODE AND ALL OTHER LOCAL CODES, LAWS, AND ORDINANCES. WHERE ONE CODE DIFFERS FROM ANOTHER, THE STRICTER OF THE TWO SHALL APPLY.
 - IT IS THE DUTY OF THE ELECTRICAL CONTRACTOR TO BE FAMILIAR WITH THE CONSTRUCTION DETAILS OF THE BUILDING. THE CONTRACTOR SHALL COORDINATE THE INSTALLATION OF THE ELECTRICAL SYSTEM WITH ALL OTHER TRADES AND SHALL COMPLETE THE ELECTRICAL INSTALLATION AS SOON AS CONDITIONS WILL ALLOW.
 - ALL WORK SHALL BE DONE IN A NEAT, QUALITY MANNER WITH ALL WIRING AND RACEWAYS CONCEALED.
 - ALL ELECTRICAL DRAWINGS ARE GENERALLY DIAGRAMMATIC IN NATURE. THE ELECTRICAL CONTRACTOR SHALL CLOSELY COORDINATE ALL ELECTRICAL WORK WITH ALL OTHER TRADES WORKING ON THE PREMISES.
 - ELECTRICAL CONTRACTOR SHALL CONTACT THE ARCHITECT AFTER INSTALLATION OF ALL SWITCH, RECEPTACLE, TELEPHONE, TELEVISION, AND LIGHTING BOXES FOR AN ON-SITE REVIEW BEFORE ANY WIRING IS INSTALLED OR WALL SURFACES ARE COMPLETE. THE ARCHITECT MAY, AT THIS POINT, MAKE ADJUSTMENTS TO THE BOX LOCATIONS AS DESIRED.
 - WHERE CONDUIT AND WIRING HAS NOT BEEN SHOWN ON THE DRAWINGS THE ARRANGEMENT AND ROUTING OF LIGHTING AND RECEPTACLE BRANCH CIRCUITS WILL BE AT THE CONTRACTOR'S DISCRETION IN ACCORDANCE WITH GENERALLY ACCEPTED GOOD PRACTICE, N.E.C. REQUIREMENTS AND THE FOLLOWING LIMITATIONS:
 - EXCEPT WHERE NOTED OTHERWISE, LIMIT LIGHTING AND RECEPTACLE BRANCH CIRCUIT HOMERUNS TO 5 CONDUCTORS: 3 PHASE WIRES, 1 NEUTRAL AND GROUND.
 - SIZE BRANCH CIRCUIT CONDUCTORS WITHIN THE FOLLOWING MAXIMUM LENGTH LIMITS: (MEASURE TO THE CENTER OF THE LOAD FOR LIGHTING CIRCUITS AND THE MOST REMOTE OUTLET FOR RECEPTACLE CIRCUITS)

	#12	#10	#8	#6
120V., 20A.	85'	110'	165'	270'
277V., 20A.	160'	250'	390'	600'
 - THIS PROJECT TO MEET NFPA 72 AND ADA REQUIREMENTS REGARDING MOUNTING HEIGHTS OF ELECTRICAL DEVICES.

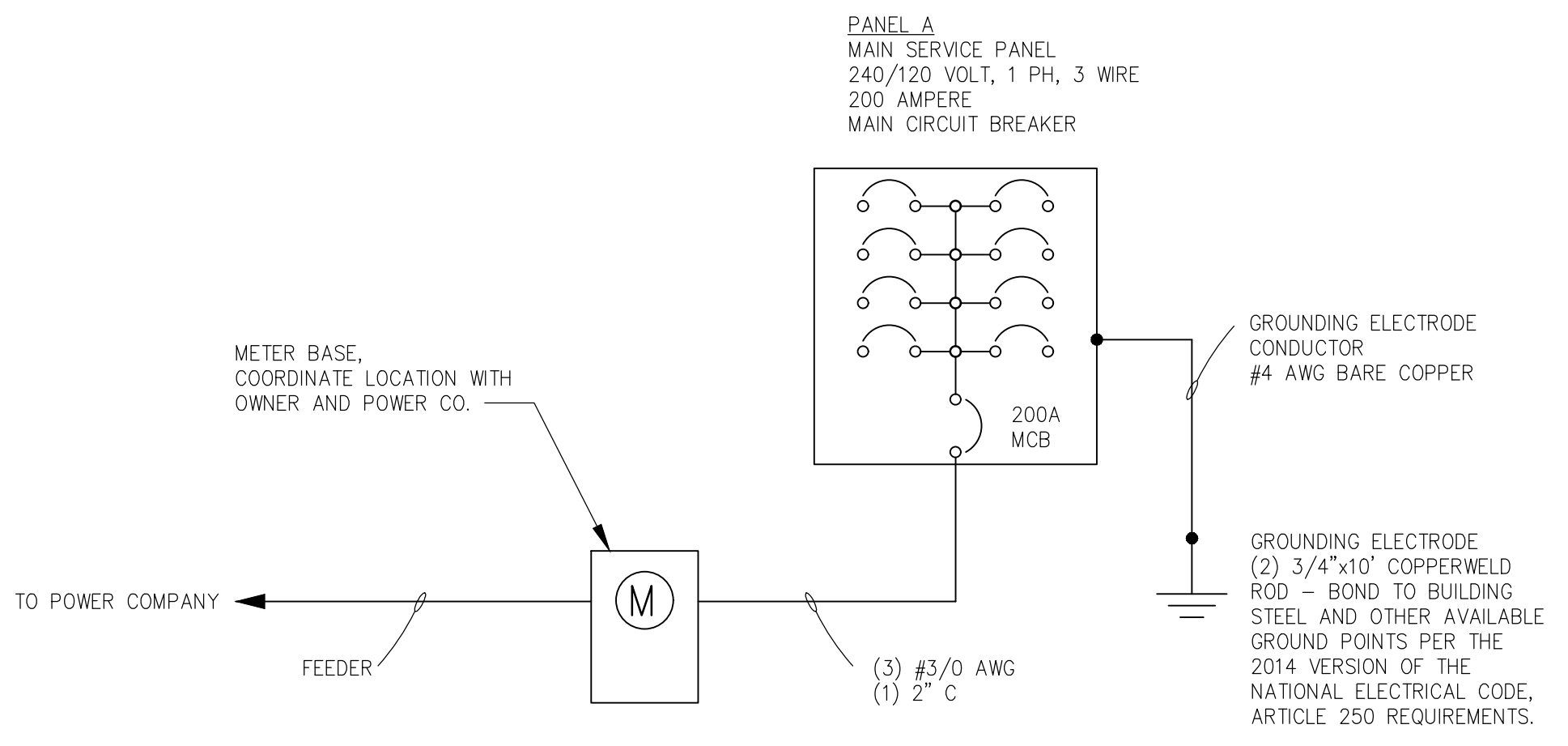
LIGHTING FIXTURE SCHEDULE							
TYPE	DESCRIPTION	LAMP	MANUFACTURER PART #	KELVIN	VOLTAGE	WATTAGE	MOUNTING
A	13"x9" LED SIGN LIGHT FIXTURE WITH ADJUSTABLE HORIZONTAL DISTRIBUTION LENS	LED	LUMENPULSE LIGHTING #LQL-120-40K-WW-LSUH-WAMZ4-WH-DIM-UL-50	4000	120	50	SURFACE MOUNTED

- #### LIGHTING FIXTURE SCHEDULE NOTES:
- LIGHTING FIXTURE MANUFACTURER SHALL BE PROVIDED AS SPECIFIED, UNLESS PRE-APPROVED DURING BIDDING BY THE ENGINEER.



TYPICAL ELECTRICAL RACK DETAIL
(OR APPROVED EQUAL)
NO SCALE

- #### RACK NOTES:
- ALL EXPOSED CONDUIT TO BE RIGID GALVANIZED STEEL. PVC CONDUIT SHALL BE UTILIZED FOR UNDERGROUND RACEWAYS. TRANSITION UNDERGROUND PVC CONDUIT TO RIGID CONDUIT AT 90 DEGREE BEND (BELOW GRADE).
 - PRIME AND PAINT ELECTRICAL SERVICE RACK, COLOR BY OWNER'S REPRESENTATIVE.
 - ELECTRICAL CONTRACTOR TO INSTALL PERMANENT PLACARD ON PANEL STATING "ELECTRICAL SERVICE FOR LIGHTING".




RISER DIAGRAM

REV	DATE	DESCRIPTION
0	07-08-19	ISSUED FOR CONSTRUCTION & PERMITTING

SPARTANBURG – NEW CUT ROAD
WATER TANK LOGO – LIGHTING
FOR
SPARTANBURG COMMUNITY COLLEGE

MATRIX ENGINEERING, INC.
29302
912 SOUTH PINE STREET
SPARTANBURG, SOUTH CAROLINA
(864)953-8274
www.matrixinc.com

GENERAL NOTES, LEGEND, FIXTURE SCHEDULE, RACK DETAIL, RISER & PANEL SCHEDULE



SCALE	NONE	DWG NO	E-1
DATE	JULY 8, 2019	PROJECT NO	2019-078
FILE NAME	E-1.dwg	REV	0